

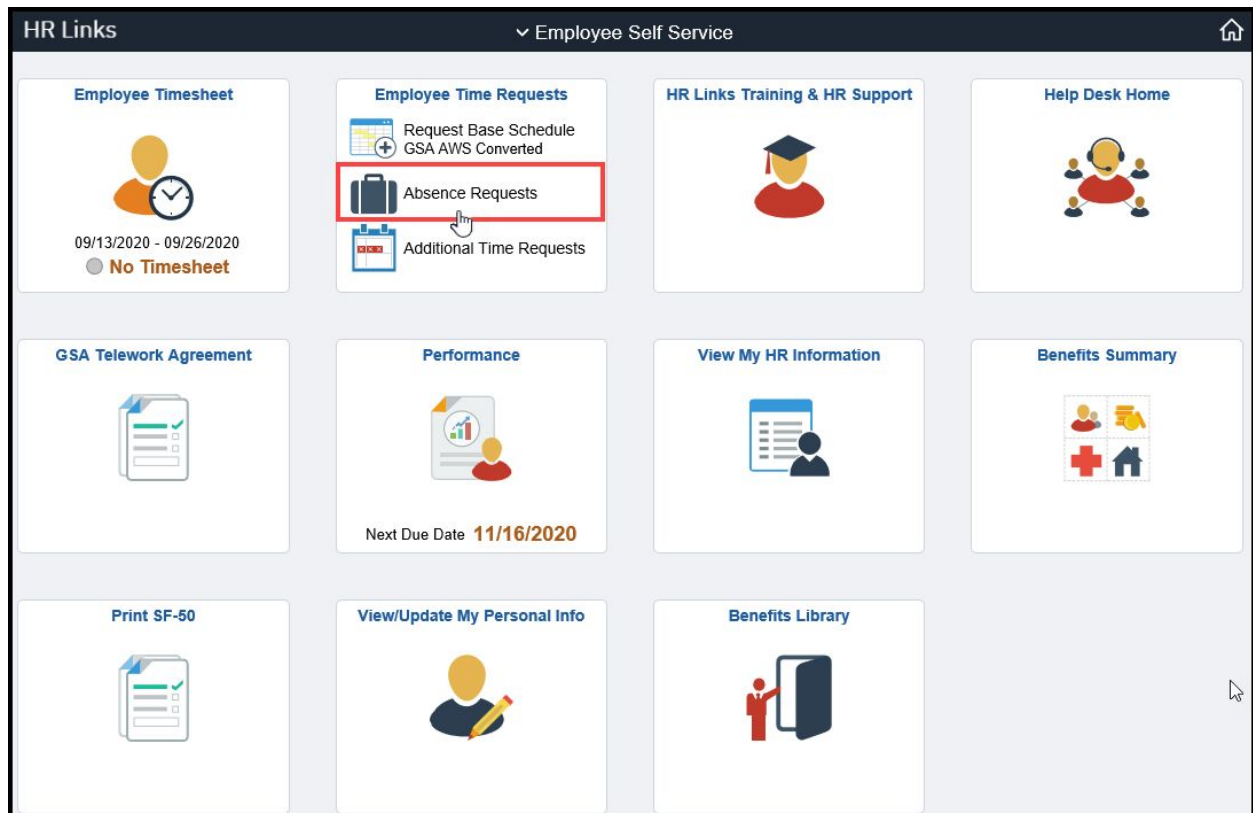


Cancel an Absence Request (Employee)

Follow this job aid to learn how to **Cancel an Absence Request** in HR Links.

Cancel an Absence Request

1. Select **Absence Requests** from the **Employee Time** tile on the Employee Self Service homepage.





- Find the request you would like to cancel in the list of **Absence Requests** and select the **Cancel** button to the right of it.

Employee Self Service / Time / Absence

REQUEST ABSENCE

Annual Leave Balance
290 Hours
(186 Hours Use or Lose)
[REQUEST ANNUAL LEAVE](#)

Sick Leave Balance
689.3 Hours
[REQUEST SICK LEAVE](#)

① The current balance does not reflect requests that have been processed after 07/04/2020.

Absence Requests

ABSENCE	STATUS	BEGIN DATE	END DATE
All	All Statuses	06/04/2020	12/01/2020

Date	Absence Type	Duration	Status	
Thursday October 1 - Friday October 2	Annual Leave	17 Hours	Submitted	VIEW/EDIT CANCEL

Note: This page defaults to list all Absence Requests, their Duration, and their Status within a specified date parameter.

- A **Cancel Request** dialog box will appear. Enter an explanation, description, or comments as needed; then select **Confirm**.

Cancel Request

Annual Leave

10/02/2020 - 10/02/2020

Duration: 8.00


Review the request leave details and optionally enter comments.


COMMENTS

[CLOSE](#) [CONFIRM](#)



- The Absence page will now show the request Status as **Canceled**. *You have successfully canceled the request!*

**Annual Leave Balance**
290 Hours
(186 Hours Use or Lose)
[REQUEST ANNUAL LEAVE](#)

**Sick Leave Balance**
689.3 Hours
[REQUEST SICK LEAVE](#)

① The current balance does not reflect requests that have been processed after 07/04/2020.

Absence Requests
ABSENCE: All | STATUS: All Statuses | BEGIN DATE: 06/04/2020 | END DATE: 12/01/2020

Date	Absence Type	Duration	Status	
Friday October 2 - Friday October 2	Annual Leave	8 Hours	Canceled	VIEW/EDIT CANCEL

Note: You have the option to change your canceled absence if necessary by selecting the **View/Edit** button.



Questions?

Check out our [complete library](#) of job aids, videos, and training courses! You can search based on your role ([employee](#), [supervisor](#), [timekeeper](#)) or by topic ([time and leave](#), [telework](#), [benefits](#), [performance](#)).

If you still have questions, contact the following:

- **Issues with Single Sign On (SSO):** GSA IT Service Desk at 866-450-5250 or ITServiceDesk@gsa.gov
- **Time and Attendance:** [your Timekeeper or Time Administrator](#)
- **Benefits:** the [Benefits and Retirement Center](#)
- **Performance Management:** the [HR performance team](#)
- **Need a new labor code in HR Links:** Contact your [regional Labor Admin](#)
- **All other HR Questions contact your servicing HR Office:**
 - [PBS HR Service Center](#)
 - [FAS HR Service Center](#)
 - [Staff Office HR Service Center](#)
 - [Executive Resources HR Service Center](#)